



Why Choose Keystone?




AMERICAN-MADE WORLD CLASS MANUFACTURING

Keystone is proud to be American-Owned and Made. We manufacture our products across the country at numerous manufacturing facilities.



NETWORK OF DEALERS & AUTHORIZED CONTRACTORS

You can find our products throughout the country, with sales locations that service both contractors & dealers. We have a valued dealer network who are knowledgeable about our products and have our products on display. We take great pride in providing in-depth regional training programs for contractors to become Authorized Keystone Hardscapes Contractors. To connect with a dealer or authorized contractor in your area, please visit keystonehardscapes.com









EXPERIENCED PROFESSIONAL ADVICE




We are more than your supplier, we are your partner. We recognize the importance of sales support and inventory. We have a phenomenal team that's trained to be your resource. Our knowledgeable staff provides expertise from sales support and installation techniques, to delivery.

APPLICATION KEY

Pavers

-  Pedestrian
-  Light Vehicular
-  Medium Vehicular
-  Heavy Vehicular
-  Permeable
-  ADA Compliant

Walls

-  Retaining Walls
-  Freestanding Walls
-  Outdoor Living

Contents

INSPIRATION

Why Choose Keystone® 2-3
Find Your Authorized Contractor 4-5

PAVER COLLECTION

Holland Stone™ 8-9
Holland Stone™ Antiqued 8-9
CityStone™ Demi & Supra 10-11
Panorama™ Demi & Supra 12-13
Venetian® - Non-Tumbled 14 -15
Venetian® - Antiqued 16-17
Eco-CityLock® 18-19
Grasstone™ II..... 20
CityScope ADA 21
Cobble Circle 22
Coping - Bullnose 23
Grand Flagstone 24-25
Dimensional Flagstone 26-27

WALL COLLECTION

Versa-Lok® - Standard Non-Weathered 30-31
Versa-Lok® - Mosaic® Non-Weathered 32-33
Versa-Lok® - Mosaic® Weathered 34-35
Versa-Lok® - Square Foot 36-37
Brutus™ - Rustic 38-39
Brutus™ - Straight Face 38-39
Legacy Stone® - Tri-Plane 40-41
Legacy Stone® - Straight 42-43
Garden Wall..... 44-45
Stonegate® - Old World / Tumbled 46-47
Stonegate® - Contemporary 48-49
Lenza Wall 50-51
Orion™ 52-53
Euroblock™ 54-55
Belvedere™ - Wall, Corner & Coping..... 56-57
Kodah Wall 58-59
Outcropping 60-61
Rosetta® - Landscape Steps 62-63
Rosetta® - Caps and Countertops 64-65
Orion® - Fire Pit Kits 66-67
Belvedere® - Fire Pit Kits 68-69
Fireplace & Outdoor Living Kits 70-71

RESOURCES

Color Matrix 72
Product Specifications 73-77
Paver Patterns 78-79
Warranty..... 83





FIND YOUR AUTHORIZED CONTRACTOR TODAY

Our goal is to provide you with quality paver & wall products for your project. We understand that it's a large investment. If you need help with finding the right contractor for your project, we can help. Our goal is to recommend qualified, knowledgeable hardscape contractors. The hardscape contractors found on our Keystone Authorized Contractor list have shown a proven knowledge on the basics of paver and retaining wall construction and installation. Each company listed has at least one individual on staff that has attended our two-day training course and passed our Installer Exam.

While we try our best to recommend qualified contractors for your project, Keystone does not guarantee the workmanship of the installer. Please ask your selected contractor for references and about any warranty or guarantees they might provide on workmanship.



Scan the code to get in touch with our contractors.

FOLLOW THESE STEPS TO SELECT THE IDEAL CONTRACTOR TO BRING YOUR PROJECT TO LIFE.

STEP ONE

It's always a good idea to interview several contractors and find the best match for your project and personality. The contractor you choose will be at your project for days or weeks. Talk about working hours, how many people to expect at the project, what kind of equipment they will be using. Make sure you have a good rapport with the person and communicate your wants and needs.

Make sure to ask if they are a Keystone Hardscapes Authorized Contractor.

STEP TWO

Once you decide on the work you want to complete, confirm that the contractor has done that type of work in the past. Ask for pictures, references, or go by other projects they have completed and make sure you are happy with their quality of work.

STEP THREE

Once you reward the project to a specific contractor, get a written contract of the work to be performed. Make sure you understand the scope of your project and that any changes midway through the project, could result in additional costs to the project.

STEP FOUR

Once your project is complete, we would love to see finished photos! Photos can be submitted to Keystone Hardscapes at photos@keystonehardscapes.com. Photos may be used in social media or future catalog publications.



Utilize our network of authorized contractors to build your happy place

We have a valued distributor network throughout the country who are knowledgeable about our products and have our products on display. We take great pride in providing in-depth regional training programs for contractors to become Authorized Keystone Contractors.



Learn more at [keystonehardscapes.com](https://www.keystonehardscapes.com)



LASTING MEMORIES HAPPEN HERE

PAVERS

HOLLAND STONE™

HOLLAND STONE™ ANTIQUED

CITYSTONE™ DEMI & SUPRA

PANORAMA™ DEMI & SUPRA

VENETIAN® - NON-TUMBLED

VENETIAN® - ANTIQUED

ECO-CITYLOCK® - 5X10

GRASSTONE™ II (TURFSTONE)

CITYSCAPE ADA

COBBLE CIRCLE

COPING BULLNOSE

GRAND FLAGSTONE

DIMENSIONAL FLAGSTONE





BETHANY LEDGE BLEND

Colors printed here are as true a match as the printing process will allow. For best matching results, please refer to actual samples. Not all products & colors are available in every plant.

HOLLAND STONE™



Holland Stone™ has the renowned durability of interlocking paving stones, yet offers the old world charm of a simple brick shape in paving. This simple rectangular stone can be applied in a number of fascinating patterns (like the popular herringbone pattern) to produce warm, luxurious textures.



#217
3¹⁵/₁₆" x 7⁷/₈" x 2³/₈"



Bethany Ledge Blend



Charcoal Blend



Limestone



Pecan



Sandstone Blend



Slate



Terra Cotta Blend



Timberwood Blend

HOLLAND STONE™ ANTIQUED



Bethany Ledge Blend



Timberwood Blend




GRANITE BLEND

Colors printed here are as true a match as the printing process will allow. For best matching results, please refer to actual samples. Not all products & colors are available in every plant.

CITYSTONE™ | Demi & Supra



CityStone pavers deliver a sleek, modern style and sophistication. Citystone Demi & Supra has a smooth finish, that can be installed as a stand alone 3 piece, or a combined 6 piece paving system.



#364 - 4x8
3¹⁵/₁₆" x 7⁷/₈" x 2³/₈"



#364 - 8x8
7⁷/₈" x 7⁷/₈" x 2³/₈"



#364 - 8x12
7⁷/₈" x 11¹³/₁₆" x 2³/₈"

#363 Demi - Bundle^{1,2}



#364 - 8x16
7⁷/₈" x 15³/₄" x 2³/₈"



#364 - 16x16
15³/₄" x 15³/₄" x 2³/₈"



#364 - 16x24
15³/₄" x 23⁵/₈" x 2³/₈"

#364 Supra - Bundle¹


* Only Demi suitable for light traffic



Bethany Ledge Blend



Granite Blend



Storm Blend



Timberwood Blend



BETHANY LEDGE BLEND

Colors printed here are as true a match as the printing process will allow. For best matching results, please refer to actual samples. Not all products & colors are available in every plant.

PANORAMA™ | Demi & Supra



Panorama Demi & Supra has a textured finished surface, that can be installed as a stand alone 3 piece, or a combined 6 piece paving system.



4x8
3¹⁵/₁₆" x 7⁷/₈" x 2³/₈"



8x8
7⁷/₈" x 7⁷/₈" x 2³/₈"



8x12
7⁷/₈" x 11¹³/₁₆" x 2³/₈"



8x16
7⁷/₈" x 15³/₄" x 2³/₈"



16x16
15³/₄" x 15³/₄" x 2³/₈"



16x24
15³/₄" x 23⁵/₈" x 2³/₈"

#367 Demi - Bundle^{1,2}

* Only Demi suitable for light traffic


#368 Supra - Bundle¹




Bethany Ledge Blend



Granite Blend



Storm Blend



Timberwood Blend



BETHANY LEDGE BLEND

Colors printed here are as true a match as the printing process will allow. For best matching results, please refer to actual samples. Not all products & colors are available in every plant.

VENETIAN® | Non-Tumbled



Subtle surface textures and straight edges provide the look of cut stone paving slabs. With four different size pavers each packaged separately, an endless variety of laying patterns and creative applications are possible.



6x6

$5^{15/16}$ " x $5^{15/16}$ " x $2^{3/8}$ "

#254



6x9

$5^{15/16}$ " x $8^{7/8}$ " x $2^{3/8}$ "

#255



6x12

$5^{15/16}$ " x $11^{15/16}$ " x $2^{3/8}$ "

#256




12x12

$11^{13/16}$ " x $11^{13/16}$ " x $2^{3/8}$ "

#270



Bethany Ledge Blend



Charcoal Blend



Timberwood Blend



BETHANY LEDGE BLEND

Colors printed here are as true a match as the printing process will allow. For best matching results, please refer to actual samples. Not all products & colors are available in every plant.

VENETIAN® | Antiqued



A uniquely attractive textured surface sets Venetian apart from ordinary pavers, allowing for a dynamic interaction with sunlight and evoking the timeless beauty of flagstone. They are ideal for residential and commercial applications.



6x6

$5^{15}/16" \times 5^{15}/16" \times 2^{3}/8"$

#254T



6x9

$5^{15}/16" \times 8^{7}/8" \times 2^{3}/8"$

#255T



6x12

$5^{15}/16" \times 11^{13}/16" \times 2^{3}/8"$

#256T



12x12

$11^{13}/16" \times 11^{13}/16" \times 2^{3}/8"$

#270T



Bethany Ledge Blend



Charcoal Blend



Timberwood Blend




LIMESTONE WITH SLATE ACCENT PAVERS

Colors printed here are as true a match as the printing process will allow. For best matching results, please refer to actual samples. Not all products & colors are available in every plant.

ECO-CITYLOCK® | 5X10

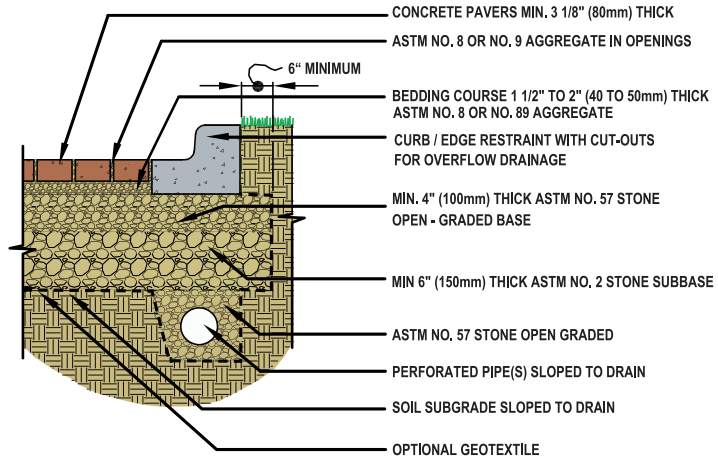


A modular permeable paver system with contemporary aesthetics, delivering a sustainable, pervious pavement surface.



#315
5" x 10" x 3 1/8"

PERMEABLE PAVERS TREATMENT AND DETENTION




Limestone



Slate



Terra Cotta Blend



Timberwood Blend



GRASSTONE™ II | "TURFSTONE"



Grasstone units are the reliable favorite of designers, engineers, and landscape architects for creating vegetated surfaces that resists rutting. Grasstone units may be filled with soil / grass or aggregates, depending on vegetation requirements.



LIMESTONE



#189
23⁵/₈" x 15³/₄" x 3¹/₈"



Limestone

Colors printed here are as true a match as the printing process will allow. For best matching results, please refer to actual samples. Not all products & colors are available in every plant.



CITYSCAPE ADA

Detectable Warning Paver



Provides visual and textural guidance provisions for wheelchair and pedestrian access to streets, sidewalks for public right of way.




ADA PAVERS



RIVER RED



#200
3^{15/16}" x 7^{7/8}" x 2^{3/8}"



River Red
*Special Order Only

Colors printed here are as true a match as the printing process will allow. For best matching results, please refer to actual samples. Not all products & colors are available in every plant.



COBBLE | Circle



Classic Cobble provides true flexibility of design. With its soft, rounded corners and domed "pillow top" surface, Classic Cobble delivers an Old World look and feel.



TERRA COTTA



Bethany Ledge Blend



Sandstone Blend



Terra Cotta Blend



Timberwood Blend



Center Stone
2³/₄" x 5¹/₂" x 2³/₈"



Narrow Wedge
6³/₁₆" x 5¹/₂" x 2³/₈"



Wide Wedge
4¹/₂" x 5¹/₂" x 2³/₈"




Rectangle Stone
4¹/₈" x 5¹/₂" x 2³/₈"

Colors printed here are as true a match as the printing process will allow. For best matching results, please refer to actual samples. Not all products & colors are available in every plant.

COPING | Bullnose



Coping Stones (Bullnose pavers) are a perfect addition to any hardscape project and are most commonly used as edging around pools. They are also used to highlight entryways, steps or on any other application requiring a finished edge.



LIMESTONE



#LBW6
6" x 12" x 2³/₈"



Limestone



Pecan



Slate

Colors printed here are as true a match as the printing process will allow. For best matching results, please refer to actual samples. Not all products & colors are available in every plant.



OZARK BLEND

Colors printed here are as true a match as the printing process will allow. For best matching results, please refer to actual samples. Not all products & colors are available in every plant.


GRAND FLAGSTONE



With irregular, natural stone shapes, Grand Flagstone slabs will fit like perfect puzzle pieces into your landscaping vision. Your patio or path will blend right in with the great outdoors. Plus, made of wetcast concrete, these pavers and slabs are as durable as they are timeless.




Flagstone
42" x 38" x 1³/₄"



"Flagstone Layer" with dimensions as currently shown 42" x 38" x 1³/₄"



Cedar Valley Blend



Ozark Blend



CEDAR VALLEY BLEND

Colors printed here are as true a match as the printing process will allow. For best matching results, please refer to actual samples. Not all products & colors are available in every plant.

DIMENSIONAL FLAGSTONE




The subtle textures and varied sizes of a Dimensional Flagstone patio set the scene perfectly to enjoy backyard barbecues between neighbors, snuggle in for sunsets with your sweetie, and sip your morning coffee in solitude.



Overview

42" x 42" x 2"



a

b

c

d

e

f

Packaged Together

a) Dimensional Flagstone – 6" x 12" x 2"

b) Dimensional Flagstone – 12" x 12" x 2"

c) Dimensional Flagstone – 12" x 18" x 2"

d) Dimensional Flagstone – 18" x 18" x 2"

e) Dimensional Flagstone – 18" x 24" x 2"

f) Dimensional Flagstone – 24" x 24" x 2"

"Flagstone Layer" with dimensions as currently shown 42" x 42" x 2"



Cedar Valley Blend



Ozark Blend



INSPIRING SPACES



VERSA-LOK® STANDARD NON-WEATHERED

VERSA-LOK® MOSAIC® NON-WEATHERED

VERSA-LOK® MOSAIC® WEATHERED

VERSA-LOK® SQUARE FOOT

BRUTUS™ RUSTIC

LEGACY STONE® TRI-PLANE

LEGACY STONE® STRAIGHT

GARDEN WALL

STONEGATE® - OLD WORLD/TUMBLED

STONEGATE® CONTEMPORARY

LENZA WALL

ORION™

EUROBLOCK™

BELVEDERE™ WALL, CORNER AND COPING

KODAH WALL

OUTCROPPING

ROSETTA® LANDSCAPE STEPS

ROSETTA® CAPS AND COUNTERTOPS

ORION FIRE PIT KITS

BELVEDERE™ FIRE PIT KITS

FIREPLACE AND OUTDOOR LIVING KITS



BETHANY LEDGE BLEND

Colors printed here are as true a match as the printing process will allow. For best matching results, please refer to actual samples. Not all products & colors are available in every plant.

VERSA-LOK® | Standard Non-Weathered



An affordable choice for large public works, institutional, residential and commercial projects.



Standard
6" x 16" x 12"



6" Corner
6" x 8" x 12"



Straight Cap
4" x 18" x 12½"



Multi-Cap
split-face front and back
4" x 18"/14¾" x 13"



Tuff Snap Off Pins
2 required per unit



Bethany Ledge Blend



Charcoal Blend



Limestone Blend



Sandstone Blend



Timberwood Blend



BETHANY LEDGE BLEND

Colors printed here are as true a match as the printing process will allow. For best matching results, please refer to actual samples. Not all products & colors are available in every plant.

VERSA-LOK® | Mosaic® Non-Weathered



The VERSA-LOK® utilizes units of varying heights and widths to achieve a random-like pattern that closely resembles natural stone walls. Mosaic retaining walls consist of three units: Standard, Accent & Cobble.



Standard
6" x 16" x 12"



6" Corner
6" x 8" x 12"



Accent
4" x 12" x 12"



Multi-Cap
split-face front and back
4" x 18"/14¾" x 13"



Cobble
6" x 8" x 12"




Tuff Snap Off Pins
2 required per unit



Straight Cap
4" x 18" x 12½"



Bethany Ledge Blend




Charcoal Blend



Sandstone Blend



Timberwood Blend



Harmony 2 Piece Pattern

1 Standard and 1 Cobble (1 SqFt)
Units can be used in random amounts
Available Weathered or Non-Weathered



TIMBERWOOD BLEND

Colors printed here are as true a match as the printing process will allow. For best matching results, please refer to actual samples. Not all products & colors are available in every plant.

VERSA-LOK® | Mosaic® Weathered



Mosaic comprises three VERSA-LOK units—two Accent, one Cobble and one Standard—in a series of four-unit panels that are blended to create stunning walls with a random face pattern. Mosaic opens up a new realm of design options and readily creates the look of weathered fieldstone retaining walls.



Standard
6" x 16" x 12"



Accent
4" x 12" x 12"



Cobble
6" x 8" x 12"



6" Corner
6" x 8" x 12"



Multi-Cap
split-face front and back
4" x 18"/14¾" x 13"



2 Faced Solid
6" x 16" x 10"



Tuff Snap Off Pins
2 required per unit



Bethany Ledge Blend



Charcoal Blend



Sandstone Blend



Timberwood Blend



Mosaic 4 Piece Pattern

2 Accent, 1 Standard and 1 Cobble (1.667 SqFt)
Available Weathered or Non-Weathered



LIMESTONE BLEND

Colors printed here are as true a match as the printing process will allow. For best matching results, please refer to actual samples. Not all products & colors are available in every plant.

VERSA-LOK® | Square Foot



The VERSA-LOK® double-sided face allows for the construction of retaining and freestanding walls in the same project.



Square Foot
8" x 18" x 12"



8" Corner
8" x 18" x 9"



Straight Cap
4" x 18" x 12½"



Multi-Cap
split-face front and back
4" x 18"/14¾" x 13"



VL Pins
2 required per unit



Bethany Ledge Blend



Limestone Blend




Sandstone Blend



CHARCOAL BLEND

Colors printed here are as true a match as the printing process will allow. For best matching results, please refer to actual samples. Not all products & colors are available in every plant.

BRUTUS™ | Rustic



Brutus Rustic provides great value with a weathered appearance that can be further enhanced when paired with tumbled Multi-cap units.



Brutus
8" x 18" x 12"



8" Corner
8" x 18" x 9"



Straight Cap
4" x 18" x 12½"



Multi-Cap
splitface front and back
4" x 18"/14¾" x 13"
Multi-Cap also available in
weathered finish



Bethany Ledge Blend



Charcoal Blend



Sandstone Blend



TAN BLEND

Colors printed here are as true a match as the printing process will allow. For best matching results, please refer to actual samples. Not all products & colors are available in every plant.

LEGACY STONE® | Tri-Plane



Keystone's Legacy Stone is a favorite of both contractors and homeowners. It is ideal for small to medium landscape walls, planters, tree rings, and garden borders.



#837

6" x 15½" x 10⅜"



Limestone Blend



Sandstone Blend



Terra Cotta Blend



Tan Blend



TAN BLEND

Colors printed here are as true a match as the printing process will allow. For best matching results, please refer to actual samples. Not all products & colors are available in every plant.

LEGACY STONE® | Straight



Keystone's Legacy Stone is a favorite of both contractors and homeowners. It is ideal for small to medium landscape walls, planters, tree rings, and garden borders.



#839
6" x 16" x 10³/₈"



Limestone Blend



Sandstone Blend



Terra Cotta Blend



Tan Blend



Colors printed here are as true a match as the printing process will allow. For best matching results, please refer to actual samples. Not all products & colors are available in every plant.

GARDEN WALL



Utilizing rear lip alignment, this unit is perfect for tree rings, edging, raised gardens and borders.



#811 - 12" Wall
4" x 11⁵/₈" x 6³/₄"



#81478 - Cap
2" x 12"/9" x 8"



Desert Blend



Limestone



Slate




Terra Cotta



HEARTHSTONE BLEND

Colors printed here are as true a match as the printing process will allow. For best matching results, please refer to actual samples. Not all products & colors are available in every plant.

STONEGATE® | Old World / Tumbled



Reminiscent of the charming walls of the European countryside, Keystone's Stonegate features a smoothly weathered stone appearance, perfect for outdoor living projects, freestanding and retaining walls.



Small
6" x 6" / 4" x 10"

Medium
6" x 12" / 10" x 10"

Large
6" x 16" / 14" x 10"

#110177T - Cap
3" x 12" x 11"

#110176T Bundle

Product available in untumbled and tumbled.



2 Connection pins required per unit.



Eddington Blend*
*Special Order Only



Granite Blend*
*Special Order Only



Hearthstone Blend*
*Special Order Only



GRANITE BLEND

Colors printed here are as true a match as the printing process will allow. For best matching results, please refer to actual samples. Not all products & colors are available in every plant.

STONEGATE® | Contemporary



The smooth stone appearance of Stonegate - Contemporary has a modern appeal.



Small

6" x 6"/4" x 10"



Medium

6" x 12"/10" x 10"



Large

6" x 16"/14" x 10"



#110177 - Cap

3" x 12" x 11"



2 Connection pins required per unit.

#110176 Bundle

Product available in untumbled and tumbled.



Eddington Blend*

*Special Order Only



Granite Blend*

*Special Order Only



Hearthstone Blend*

*Special Order Only

*Retaining walls higher than 3' can be reached with proper engineering and the use of geosynthetic reinforcement.



Colors printed here are as true a match as the printing process will allow. For best matching results, please refer to actual samples. Not all products & colors are available in every plant.

LENZA WALL



The Lenza Wall is the newest wall innovation. Perfect for decorative walls, fire pits or outdoor grill stations, the clean lines of the Lenza Wall will be a showstopper.



Block
5" x 9" x 18"



Wall Cap
2.5" x 10" x 18.5"



Bethany Ledge Blend



Charcoal Blend

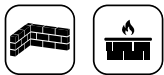
New Product for 2024! Call for packaging details.



TIMBERWOOD BLEND

Colors printed here are as true a match as the printing process will allow. For best matching results, please refer to actual samples. Not all products & colors are available in every plant.

ORION™



Orion is the most versatile block available. Its unique shapes allow you to create straight, curved and two-sided features. With its innovative geometry, you can change from straight to curved features with ease. Affordably mimic the look of randomly laid stones without cutting every block.



Small

4" H x 4" L x 8" D



Medium

4" H x 8" L x 8" D



Large

4" H x 12" L x 8" D



Bethany Ledge Blend



Charcoal Blend



Timberwood Blend



CHARCOAL BLEND



BETHANY LEDGE BLEND



BETHANY LEDGE BLEND

Colors printed here are as true a match as the printing process will allow. For best matching results, please refer to actual samples. Not all products & colors are available in every plant.

EUROBLOCK™



Euro's tumbled surface mimics the look of cut stone, allowing you to create elegant spaces with old European charm. Its simple shape belies its range of flexibility and patterns. You can build almost anything with this block.



4" x 8" x 12"



Bethany Ledge Blend




Charcoal Blend



Sandstone Blend



Timberwood Blend



CEDAR VALLEY BLEND

Colors printed here are as true a match as the printing process will allow. For best matching results, please refer to actual samples. Not all products & colors are available in every plant.

BELVEDERE™ | Wall, Corner & Coping



Belvedere wall units are finished on both sides to allow both retaining and freestanding double-sided walls to be easily built.



Wall Block
9" x 3"/6" x varies

Belvedere wall units are finished on both sides to allow both retaining and freestanding double-sided walls to be easily built.



Corner Block
9" x 3"/6" x 15"

Belvedere corner units have molded stone texture on three sides to easily build outside wall corners as well as freestanding columns.

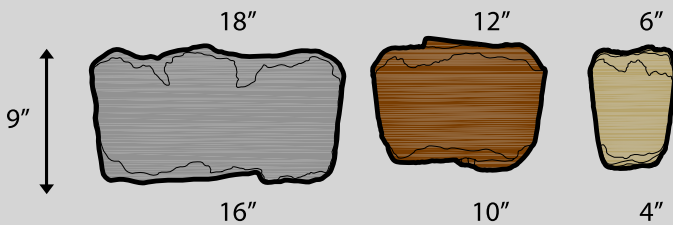


Coping
10¼" x 2¼" x varies*

*Belvedere wall coping is packaged with a mix of three different cap unit sizes.

WALL PALLET: 27 s.f., 2,475 lbs

Each pallet contains 12 each of the following sizes at 6" high and 12 each at 3" high.



Cedar Valley Blend



Ozark Blend

*Retaining walls higher than 3' can be reached with proper engineering and the use of geosynthetic reinforcement.



CEDAR VALLEY BLEND

Colors printed here are as true a match as the printing process will allow. For best matching results, please refer to actual samples. Not all products & colors are available in every plant.

KODAH WALL



Kodah Wall is the perfect mix of rustic and modern. The wall boasts large scale wall units with linear proportions. Its freshly quarried stone texture compliments a variety of applications. The perfect mix of rustic and modern.



Kodah Wall
12" x 10.5" x 6"



Kodah Wall
21" x 10.5" x 6"



Kodah Wall
30" x 10.5" x 6"



Kodah Wall
42" x 10.5" x 6"

Packaged Together



Kodah Wall Corner
21" x 10.5" x 6"



Dimensional Copping
UNIT 24: 2.5" H x 24" L x 12.5" D
UNIT 18: 2.5" H x 18" L x 12.5" D
UNIT END: 2.5" H x 19" L x 12.5" D



Cedar Valley Blend



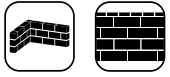
Ozark Blend



CEDAR VALLEY BLEND

Colors printed here are as true a match as the printing process will allow. For best matching results, please refer to actual samples. Not all products & colors are available in every plant.


OUTCROPPING




Unlock the beauty and nuance of nature itself in your outdoor setting with the Outcropping Wall Collection. Incorporate the classic look of weather-hewn stone and steps in a variety of natural sculpted faces. Each piece is made of architectural-grade, precast concrete of the finest quality.




Pallet A | 18 ft.²
4000 lbs.



Pallet B | 18 ft.²
4000 lbs.



Pallet C | 18 ft.²
4000 lbs.



Cedar Valley Blend



Ozark Blend



OUTCROPPING PALLET D

- Pallet weight solid = ± 3150 lbs
- Coverage = 11 sqft



OUTCROPPING PALLET E

- Pallet weight solid = ± 3450 lbs
- Coverage = 10.5 sqft



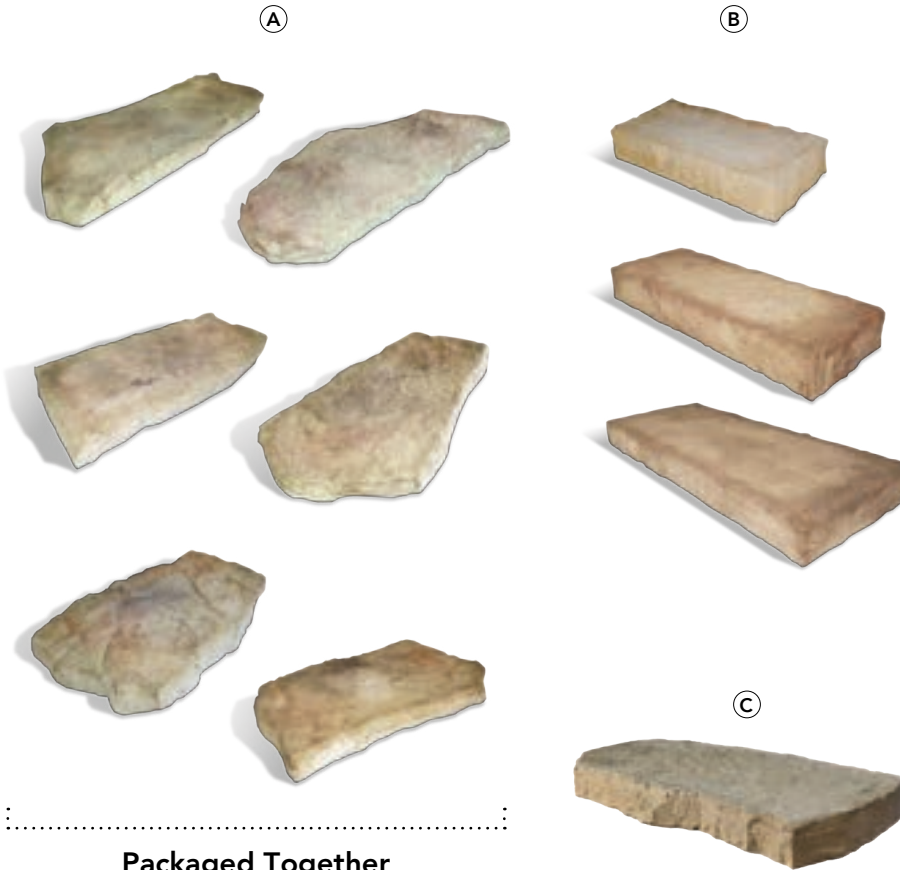
CEDAR VALLEY BLEND

Colors printed here are as true a match as the printing process will allow. For best matching results, please refer to actual samples. Not all products & colors are available in every plant.

ROSETTA® | Steps



Our steps coordinate with other hardscape elements as each chiseled edge mimics well cut, real stone. The consistent rise gives your landscape the perfect lift. Available in multiple sizes.



Packaged Together

(A) Irregular Steps

- 42" L x 17" D x 5.5" H
- 42" L x 26" D x 5.5" H
- 54" L x 22" D x 5.5" H
- 48" L x 24" D x 5.5" H
- 48" L x 28" D x 5.5" H
- 60" L x 24" D x 5.5" H
- Sold as Full Pallet Only

(B) Dimensional Steps

- 36" L x 18" D x 7" H
- 48" L x 18" D x 7" H
- 72" L x 30" D x 7" H
- Sold as Individual Units

(C) Irregular Step

- 72" L x 30" D x 7" H
- Sold as Individual Units

APPLICATIONS

Residential or commercial step applications

Can also be utilized to create stone benches or as caps for a wide variety of modular retaining walls



Cedar Valley Blend



Ozark Blend



CEDAR VALLEY BLEND

Colors printed here are as true a match as the printing process will allow. For best matching results, please refer to actual samples. Not all products & colors are available in every plant.

ROSETTA® | Caps and Countertops



Rosetta Hardscapes provide easy installation paired with stunning good looks for a winning combination you will want for your outdoor living area.



24" Column Cap

(Square smooth top with Rockface edges)

2½" H x 24" L x 24" D



Countertop

3" H x 72" L x 30" D



27" Column Cap

(Irregular shape with Rockface edges)

2½" H x 27" L x 27" D



Dimensional Coping

UNIT 24: 2.5" H x 24" L x 12.5" D

UNIT 18: 2.5" H x 18" L x 12.5" D

UNIT END: 2.5" H x 19" L x 12.5" D



Bullnose Coping

2" H x 22" L x 14" D



Cedar Valley Blend



Ozark Blend



TIMBERWOOD BLEND

Colors printed here are as true a match as the printing process will allow. For best matching results, please refer to actual samples. Not all products & colors are available in every plant.

ORION® | Fire Pit Kits



Orion block is a unique type of wedge block. It allows you to create straight and curved features with ease. With its innovative geometry that simply works, you can easily and repeatedly create an immense number of radii while still being able to make corners and straight runs.



Small
4" H x 4" L x 8" D



Medium
4" H x 8" L x 8" D



Large
4" H x 12" L x 8" D

Orion Fire Pit Kits can be used to build round or square fire pits
(Metal Inserts Sold Separately)



Bethany Ledge Blend



Charcoal Blend



Timberwood Blend



CEDAR VALLEY

Colors printed here are as true a match as the printing process will allow. For best matching results, please refer to actual samples. Not all products & colors are available in every plant.

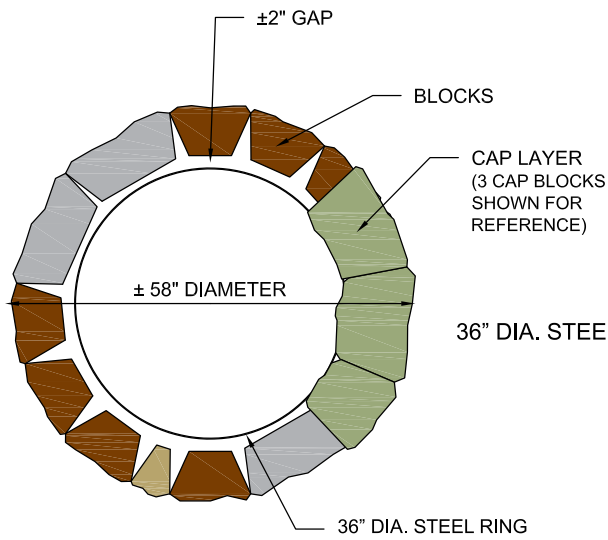
BELVEDERE® | Fire Pit Kits



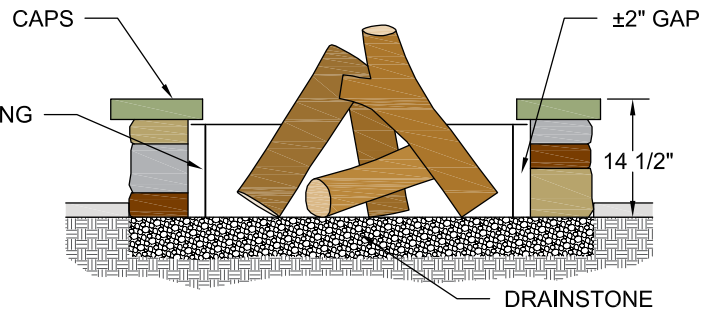
Unique stone textures look just like well crafted natural stone. Matches Belvedere seat walls, pillars, or structural retaining walls. All components included on one pallet for simple, waste free installation. 36" inside ring diameter and ±58" outside diameter.



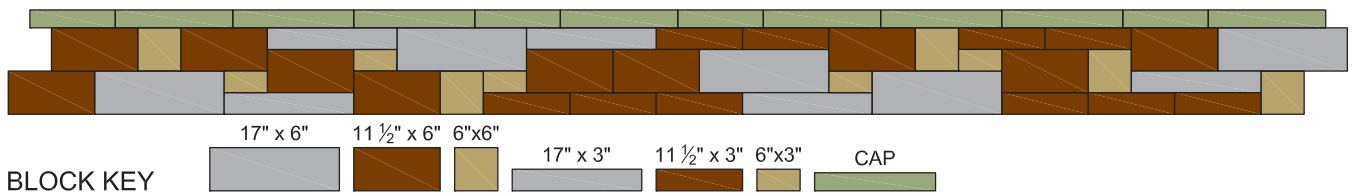
TOP VIEW



CROSS-SECTION



BLOCK LAYOUT PATTERN



Cedar Valley Blend



Ozark Blend



CHARCOAL BLEND

Colors printed here are as true a match as the printing process will allow. For best matching results, please refer to actual samples. Not all products & colors are available in every plant.

FIREPLACE & OUTDOOR LIVING KITS



Keystone outdoor living kits have been designed from the ground up to look fabulous, perform great, and be affordable. Also they are expandable and customizable with simple add-ons to fit your needs. Our plans are thorough and easy to follow. As with all of our growing line of other outdoor kits, you can combine your dream with our kits to make a fantastic outdoor getaway - or entertainment destination - in your backyard.



OUTDOOR LIVING KITS



Rockwell Fireplace

48" x 106" x 67"

Shown with optional Batwing Wood Boxes



Fremont Fireplace

48" x 91" x 52"



Princeton Fireplace

48" x 106" x 52"



26" Grill Kit w/ Pad



32" Grill Kit w/ Pad



32" Grill Kit



Bethany Ledge Blend



Timberwood Blend



Charcoal Blend

COLOR MATRIX

This color matrix serves as a guide for color selection across product lines.

	Bethany Ledge Blend	Charcoal Blend	Cedar Valley Blend	Desert Blend	Eddington Blend	Granite Blend	Hearthstone Blend	Limestone	Ozark Blend	Pecan	Pewter	River Red	Sandstone Blend	Slate	Storm Blend	Terra Cotta Blend	Tan	Timberwood Blend
PAVER COLLECTION																		
Holland Stone™	•	•						•		•			•	•		•		•
Holland Stone™ Antique (tumble finish)	•																	•
CityStone™ Demi & Supra	•					•									•			•
Panorama™ Demi & Supra	•					•									•			•
Venetian® Non-tumbled	•	•																•
Venetian® Antique	•	•																•
Cobble Circle	•												•			•		•
Eco-Citylock® 5x10								•						•		•		•
Grasstone™ II								L										
Cityscape ADA												S						
Coping Bullnose								•		•				•				
Grand Flagstone			•						•									
Dimensional Flagstone			•						•									
WALL COLLECTION																		
Versa-Lok® - Non-Weathered Standard	•	•						•					•					•
Versa-Lok® Mosaic® - Non-Weathered Standard	•	•											•					•
Versa-Lok® - Weathered	•	•											•					•
Versa-Lok® - Square Foot	•							•					•					
Brutus™ - Rustic	•	•											•					
Legacy Stone® - Straight								•					•			•	•	
Legacy Stone® - Tri-Plane								•					•			•	•	
Garden Wall				•				•						•		•		
Stonegate®					S	S	S											
Stonegate® - Contemporary					S	S	S											
Lenza Wall	•	•																
Orion™	•	•																•
Euroblock™	•	•											•					•
Belvedere™ - Wall, Corner and Coping			•						•									
Kodah Wall			•						•									
Outcropping			•						•									
Rosetta® Steps			•						•									
Rosetta® Caps and Countertops			•						•									
Orion - Fire Pit Kits	•	•																•
Belvedere™ - Fire Pit Kits			•						•									
Fireplace and Outdoor Living Kits	•	•																•

“L” - Limited Availability | “S” - Special Order Only Colors

SPECIFICATIONS | Pavers

Suitable For:					
PEDESTRIAN	LIGHT VEHICULAR	MEDIUM VEHICULAR	HEAVY VEHICULAR	PERMEABLE	ADA COMPLIANT

Holland Stone

Product No.	Height	Dimensions	Units/Pallet	Pallet Weight	Sq.Ft./Pallet						
#217	60mm	3 ¹⁵ / ₁₆ " x 7 ⁷ / ₈ " x 2 ³ / ₈ "	480	2,728 lbs	103	•	•				

Holland Stone Antiqued

Product No.	Height	Dimensions	Units/Pallet	Pallet Weight	Sq.Ft./Pallet						
#217T	60mm	3 ¹⁵ / ₁₆ " x 7 ⁷ / ₈ " x 2 ³ / ₈ "	504	2,914 lbs	109	•	•				

CityStone™ Demi

Product No.	Height	Dimensions	Units/Pallet	Pallet Weight	Sq.Ft./Pallet						
#363	60mm	3 ¹⁵ / ₁₆ " x 7 ⁷ / ₈ " x 2 ³ / ₈ "	80/ea	2,884 lbs	103	•	•				
	60mm	7 ⁷ / ₈ " x 7 ⁷ / ₈ " x 2 ³ / ₈ "	80/ea								
	60mm	7 ⁷ / ₈ " x 11 ¹³ / ₁₆ " x 2 ³ / ₈ "	80/ea								

CityStone™ Supra

Product No.	Height	Dimensions	Units/Pallet	Pallet Weight	Sq.Ft./Pallet						
#364	60mm	7 ⁷ / ₈ " x 15 ³ / ₄ " x 2 ³ / ₈ "	20	2,934 lbs	103	•					
	60mm	15 ³ / ₄ " x 15 ³ / ₄ " x 2 ³ / ₈ "	20								
	60mm	15 ³ / ₄ " x 23 ⁵ / ₈ " x 2 ³ / ₈ "	20								

Panorama™ Demi & Supra

Product No.	Height	Dimensions	Units/Pallet	Pallet Weight	Sq.Ft./Pallet						
#367 Demi	60mm	3 ¹⁵ / ₁₆ " x 7 ⁷ / ₈ " x 2 ³ / ₈ "	80	2,934 lbs	103	•	•				
	60mm	7 ⁷ / ₈ " x 7 ⁷ / ₈ " x 2 ³ / ₈ "	80								
	60mm	7 ⁷ / ₈ " x 11 ¹³ / ₁₆ " x 2 ³ / ₈ "	80								
#368 Supra	60mm	7 ⁷ / ₈ " x 15 ³ / ₄ " x 2 ³ / ₈ "	20	2,934 lbs	103	•					
	60mm	15 ³ / ₄ " x 15 ³ / ₄ " x 2 ³ / ₈ "	20								
	60mm	15 ³ / ₄ " x 23 ⁵ / ₈ " x 2 ³ / ₈ "	20								

Venetian® - Non-Tumbled

Product No.	Height	Dimensions	Units/Sq. Ft.	Unit/Pallet	Sq. Ft./Pallet	Wt./Pallet						
#254	60mm	5 ¹⁵ / ₁₆ " x 5 ¹⁵ / ₁₆ " x 2 ³ / ₈ "	4.13	432	105	2,886 lbs	•	•				
#255	60mm	5 ¹⁵ / ₁₆ " x 8 ⁷ / ₈ " x 2 ³ / ₈ "	2.75	300	109	2,800 lbs	•	•				
#256	60mm	5 ¹⁵ / ₁₆ " x 11 ¹³ / ₁₆ " x 2 ³ / ₈ "	2.06	240	116	2,951 lbs	•	•				
#270	60mm	11 ¹³ / ₁₆ " x 11 ¹³ / ₁₆ " x 2 ³ / ₈ "	1.03	120	116	2,932 lbs	•	•				

Venetian® - Antiqued

Product No.	Height	Dimensions	Units/Sq. Ft.	Unit/Pallet	Sq. Ft./Pallet	Wt./Pallet						
#254T	60mm	5 ¹⁵ / ₁₆ " x 5 ¹⁵ / ₁₆ " x 2 ³ / ₈ "	4.13	448	109	2,886 lbs	•	•				
#255T	60mm	5 ¹⁵ / ₁₆ " x 8 ⁷ / ₈ " x 2 ³ / ₈ "	2.75	280	101	2,800 lbs	•	•				
#256T	60mm	5 ¹⁵ / ₁₆ " x 11 ¹³ / ₁₆ " x 2 ³ / ₈ "	2.06	224	109	2,951 lbs	•	•				
#270T	60mm	11 ¹³ / ₁₆ " x 11 ¹³ / ₁₆ " x 2 ³ / ₈ "	1.03	112	109	2,932 lbs	•	•				

Note: Dimensions are nominal.

SPECIFICATIONS | Pavers

* Sold in Full Pallets Only - Each pallet includes extra pieces due to mold configuration. Each pallet creates one 8' 6" diameter circle. These pavers incorporate rounded corners and chamfers giving a unique, and timeless look in both contemporary and traditional design.

Cobble Circle*

Product No.	Height	Dimensions	Units/Pallet	Pallet Weight	Sq.Ft./Pallet	PEDESTRIAN	LIGHT VEHICULAR	MEDIUM VEHICULAR	HEAVY VEHICULAR	PERMEABLE	ADA COMPLIANT
Center Stone	60mm	2.9" x 5.8" x 2.36"	6	2,000 lbs	70	•	•				
Narrow Wedge	60mm	4.9" x 5.8" x 2.36"	216								
Wide Wedge	60mm	6.6" x 5.8" x 2.36"	24								
Rectangle Stone	60mm	4.4" x 5.8" x 2.36"	144								

Eco-CityLock®

Product No.	Height	Dimensions	Units/Pallet	Pallet Weight	Sq.Ft./Pallet	PEDESTRIAN	LIGHT VEHICULAR	MEDIUM VEHICULAR	HEAVY VEHICULAR	PERMEABLE	ADA COMPLIANT
#315	80mm	5" x 10" x 3 1/8"	280	3,612 lbs	97	•	•	•	•	•	•

Grasstone™ II

Product No.	Height	Dimensions	Units/Pallet	Pallet Weight	Sq.Ft./Pallet	PEDESTRIAN	LIGHT VEHICULAR	MEDIUM VEHICULAR	HEAVY VEHICULAR	PERMEABLE	ADA COMPLIANT
#189	80mm	23 5/8" x 15 3/4" x 3 1/8"	32	1,900 lbs	86	•	•			•	

CityScape ADA

Product No.	Height	Dimensions	Units/Pallet	Pallet Weight	Sq.Ft./Pallet	PEDESTRIAN	LIGHT VEHICULAR	MEDIUM VEHICULAR	HEAVY VEHICULAR	PERMEABLE	ADA COMPLIANT
#200	60mm	3 15/16" x 7 7/8" x 2 3/8"	480	2,800 lbs	103		•				•

Coping Bullnose 60mm

Product No.	Height	Dimensions	Units/Pallet	Pallet Weight	Sq.Ft./Pallet	PEDESTRIAN	LIGHT VEHICULAR	MEDIUM VEHICULAR	HEAVY VEHICULAR	PERMEABLE	ADA COMPLIANT
#LBW6	60mm	6" x 12" x 2 3/8"	208	3,200 lbs	104 LF	•				•	

Rosetta Bullnose Coping

Product No.	Height	Dimensions	Units/Pallet	Pallet Weight	Sq.Ft./Pallet	PEDESTRIAN	LIGHT VEHICULAR	MEDIUM VEHICULAR	HEAVY VEHICULAR	PERMEABLE	ADA COMPLIANT
Bullnose Coping Standard	60mm	14" x 22" x 2"	18	50 lbs / unit		•				•	
Bullnose Coping R Corner	60mm	14" x 22" x 2"	9	50 lbs / unit							
Bullnose Coping L Corner	60mm	14" x 22" x 2"	9	50 lbs / unit							

Grand Flagstone

Product No.	Height	Dimensions	Units/Pallet	Pallet Weight	Sq.Ft./Pallet	PEDESTRIAN	LIGHT VEHICULAR	MEDIUM VEHICULAR	HEAVY VEHICULAR	PERMEABLE	ADA COMPLIANT
		42" x 38" x 1 3/4"	8 Layers	2,000 lbs	90	•					

Dimensional Flagstone

Product No.	Height	Dimensions	Units/Pallet	Pallet Weight	Sq.Ft./Pallet	PEDESTRIAN	LIGHT VEHICULAR	MEDIUM VEHICULAR	HEAVY VEHICULAR	PERMEABLE	ADA COMPLIANT	
	50.8mm	18" x 18" x 2"	N/A	2,350 lbs	98	•	•					
	50.8mm	12" x 18" x 2"	N/A			•	•					
	50.8mm	12" x 12" x 2"	N/A			•	•					
	50.8mm	12" x 6" x 2"	N/A			•	•					
	50.8mm	24" x 24" x 2"	N/A			•	•					
	50.8mm	18" x 24" x 2"	N/A			•	•					

Note: Dimensions are nominal.

SPECIFICATIONS | Walls



Suitable For:

RETAINING WALLS	FREESTANDING WALLS	OUTDOOR LIVING
-----------------	--------------------	----------------




Versa-Lok® Non-Weathered Standard

Product #	Height	Width	Depth	Units/Cube	Cube Weight	Face Ft./Cube			
	6"	16"	12"	48	4,000 lbs	32	•	•	•


Versa-Lok® Mosaic® Non-Weathered

Product #	Height	Width	Depth	Units/Cube	Cube Weight	Face Ft./Cube			
Standard	6"	16"	12"	48	4,000 lbs	32	•	•	•
Cobble	6"	8"	12"	96	4,000 lbs	32	•	•	•
Accent	4"	12"	12"	96	4,000 lbs	32	•	•	•




Versa-Lok® Mosaic® Weathered

Product #	Height	Width	Depth	Units/Cube	Cube Weight	Face Ft./Cube			
Standard	6"	16"	12"	48	4,000 lbs	32	•	•	•
Cobble	6"	8"	12"	96	4,000 lbs	32	•	•	•
Accent	4"	12"	12"	96	4,000 lbs	32	•	•	•
Two-Faced Solid	6"	16"	10"	48	4,000 lbs		•	•	•

Square Foot™

Product #	Height	Width	Depth	Units/Cube	Cube Weight	Face Ft./Cube			
	8"	18"	12"	36	3,170 lbs	36	•	•	•

Brutus™ Rustic

Product #	Height	Width	Depth	Units/Cube	Cube Weight	Face Ft./Cube			
	8"	18"	12"	36	2,675 lbs	36	•	•	•




Legacy Stone® Tri-Plane

Product #	Height	Width	Depth	Units/Cube	Cube Weight	Face Ft./Cube			
	6"	16"	10 ³ / ₈ "	48	3,060 lbs	31	•	•	



Legacy Stone® Straight

Product #	Height	Width	Depth	Units/Cube	Cube Weight	Face Ft./Cube			
	6"	16"	10 ³ / ₈ "	48	3,340 lbs	32	•	•	

Garden Wall

Product #	Height	Width	Depth	Units/Cube	Cube Weight	Face Ft./Cube			
811-Wall	4"	11 ⁵ / ₈ "	6 ³ / ₄ "	96	2,112 lbs	47	•		
814-Cap	2"	12"	8"	96	1,345 lbs	96	•		

Stonegate® Tumbled

Product No.	Height	Width	Depth	Units/Pallet	Pallet Weight	Face Ft./Pallet			
#110176T	6"	6 ¹ / ₄ "	10"	20	2,695 lbs	26 (approx.)	•	•	•
	6"	12"/10"	10"	20			•	•	•
	6"	16"/14"	10"	20			•	•	•
#110177T Cap	3"	12"	11"	120	3,240 lbs	110 L.F.			

SPECIFICATIONS | Walls

Suitable For:

RETAINING WALLS	FREESTANDING WALLS	OUTDOOR LIVING
-----------------	--------------------	----------------



Stonegate® Contemporary

Product No.	Height	Width	Depth	Units/Pallet	Pallet Weight	Face Ft./Pallet			
#110176	6"	6"/4"	10"	20	2,695 lbs	26 (approx.)	<input type="checkbox"/>	<input type="checkbox"/>	<input type="checkbox"/>
	6"	12"/10"	10"	20			<input type="checkbox"/>	<input type="checkbox"/>	<input type="checkbox"/>
	6"	16"/14"	10"	20			<input type="checkbox"/>	<input type="checkbox"/>	<input type="checkbox"/>
#110177 Cap	3"	12"	11"	120	3,240 lbs	110 L.F.	<input type="checkbox"/>	<input type="checkbox"/>	<input type="checkbox"/>




Lenza Wall

Product No.	Height	Width	Depth	Units/Pallet	Pallet Weight	Face Ft./Pallet			
Block	5"	18"	9"		2,675 lbs	31 S.F.	<input type="checkbox"/>	<input type="checkbox"/>	<input type="checkbox"/>
Cap	2.5"	18.5"	10"	80	2,850 lbs		<input type="checkbox"/>	<input type="checkbox"/>	<input type="checkbox"/>

Orion™

Product No.	Height	Width	Depth	Units/Pallet	Pallet Weight	Face Ft./Pallet			
Small	4"	4"	8"	28	1,900 lbs	21.3 (bundled 1 pallet)	<input type="checkbox"/>	<input type="checkbox"/>	<input type="checkbox"/>
Medium	4"	8"	8"	28			<input type="checkbox"/>	<input type="checkbox"/>	<input type="checkbox"/>
Large	4"	12"	8"	36			<input type="checkbox"/>	<input type="checkbox"/>	<input type="checkbox"/>




Euroblock™

Product No.	Height	Width	Depth	Units/Pallet	Pallet Weight	Face Ft./Pallet			
Standard	4"	12"	8"	144	3,600 lbs	48	<input type="checkbox"/>	<input type="checkbox"/>	<input type="checkbox"/>




Belvedere™

Product No.	Height	Width	Depth	Units/Pallet	Pallet Weight	Face Ft./Pallet			
Wall Block	3"/6"	Varies	9"	72	2,475 lbs	27	<input type="checkbox"/>	<input type="checkbox"/>	<input type="checkbox"/>
Corner Block	3"/6"	15"	9"	32	1,520 lbs	24	<input type="checkbox"/>	<input type="checkbox"/>	<input type="checkbox"/>
Coping	2¼"	Varies	10¾"	82	1,550 lbs	66 LF	<input type="checkbox"/>	<input type="checkbox"/>	<input type="checkbox"/>

Kodah Wall

Product No.	Height	Width	Depth	Units/Pallet	Pallet Weight	Face Ft./Pallet			
Kodah Wall	6"	12"	10½"	3	2,500 lbs	21 (bundled 1 pallet)	<input type="checkbox"/>	<input type="checkbox"/>	<input type="checkbox"/>
Kodah Wall	6"	21"	10½"	6			<input type="checkbox"/>	<input type="checkbox"/>	<input type="checkbox"/>
Kodah Wall	6"	30"	10½"	3			<input type="checkbox"/>	<input type="checkbox"/>	<input type="checkbox"/>
Kodah Wall	6"	42"	10½"	6			<input type="checkbox"/>	<input type="checkbox"/>	<input type="checkbox"/>
Kodah Wall Corner	6"	21"	10½"	24	2,500 lbs	31.5	<input type="checkbox"/>	<input type="checkbox"/>	<input type="checkbox"/>

Outcropping

Product No.	Height	Width	Depth	Units/Pallet	Pallet Weight	Face Ft./Pallet			
Pallet A	N/A	N/A	N/A	4	4,000 lbs	18	<input type="checkbox"/>	<input type="checkbox"/>	<input type="checkbox"/>
Pallet B	N/A	N/A	N/A	5	4,000 lbs	18	<input type="checkbox"/>	<input type="checkbox"/>	<input type="checkbox"/>
Pallet C	N/A	N/A	N/A	4	4,000 lbs	18	<input type="checkbox"/>	<input type="checkbox"/>	<input type="checkbox"/>
FS Pallet D	N/A	N/A	N/A	3	3,130 lbs	11	<input type="checkbox"/>	<input type="checkbox"/>	<input type="checkbox"/>
FS Pallet E	N/A	N/A	N/A	3	3,450 lbs	10.5	<input type="checkbox"/>	<input type="checkbox"/>	<input type="checkbox"/>
12" Corner	N/A	N/A	N/A	2	2,400 lbs		<input type="checkbox"/>	<input type="checkbox"/>	<input type="checkbox"/>
6" Corner	N/A	N/A	N/A	4	2,000 lbs		<input type="checkbox"/>	<input type="checkbox"/>	<input type="checkbox"/>

Note: Dimensions are nominal.

SPECIFICATIONS | Corner / Caps / Step Units

Finishes

STANDARD FINISH	WEATHERED FINISH
-----------------	------------------

Garden Wall 2" Cap

Product #	Height	Width	Depth	Units/Cube	Cube Weight	Linear Ft./Unit	S	W
81478	2"	12"/9"	8"	96	1,345 lbs	96	•	

SRW Caps

Product #	Height	Width	Depth	Units/Cube	Cube Weight	Linear Ft./Unit	S	W
Small Wall Cap	2 ³ / ₈ "	12"	9"	96	1,345 lbs	1		
Straight Cap	4"	18"	12 ¹ / ₂ "	56	3,500 lbs	1.5		
Multi Cap II	4"	18"/ 14 ³ / ₄ "	13"	56	3,100 lbs	1.3		
Multi Cap II Weathered	4"	18"/ 14 ³ / ₄ "	13"	56	3,100 lbs	1.5		•

SRW Step Units

Product #	Height	Width	Depth	Units/Cube	Cube Weight	Linear Ft./Unit	S	W
SRW Step Block	6"	16"	12"	48	4,320 lbs	.75		
SRW Step Block Weathered	6"	16"	12"	48	4,320 lbs	.75		•

SRW Corners

Product #	Height	Width	Depth	Units/Cube	Cube Weight	Linear Ft./Unit	S	W
6" SRW Corner NW	6"	12"	8"	96	4,000 lbs	1		
6" SRW Weathered Corner	6"	12"	8"	48	4,000 lbs	1		•
8" SRW Corner	8"	18"	9"	20	3,000 lbs	1		

Accessories (Caps)

Product #	Height	Width	Depth	Units/Cube	Cube Weight	Linear Ft./Unit	S	W
Dimensional Coping	2 ¹ / ₂ "	varies	12 ¹ / ₂ "	63	1,950 lbs			
27" Column Cap	2 ¹ / ₂ "	27"	27"	-	150 lbs / unit			
24" Column Cap	2 ¹ / ₂ "	24"	24"	-	120 lbs / unit			

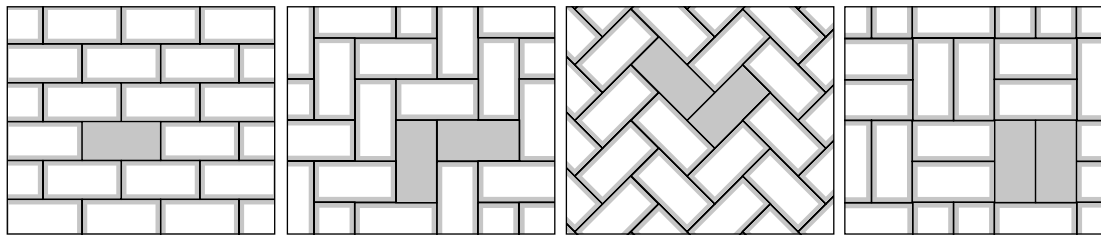
Accessories

Product #	Height	Width	Depth	Units/Cube	Cube Weight	Linear Ft./Unit	S	W
Countertop	3"	72"	30"	-	575 lbs / unit			

Note: Dimensions are nominal.

PAVER PATTERNS

Holland Stone / Eco-CityLock®



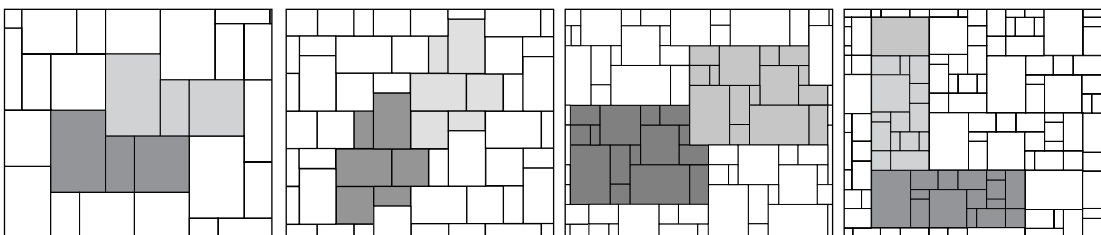
Runner Bond

90° Herringbone

45° Herringbone

Parquet

CityStone™ Demi & Supra / Panorama™ Demi & Supra



Demi or Supra Pattern 1

Demi or Supra Pattern 2

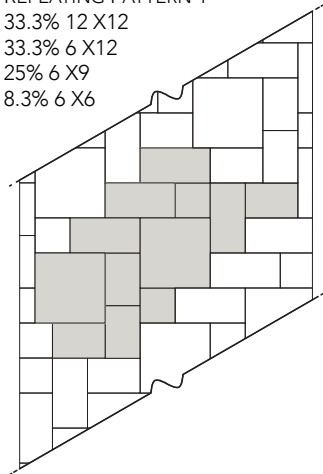
Demi/Supra Pattern 1
Demi (30%), Supra (70%)

Demi/Supra Pattern 2
Demi (50%), Supra (50%)

Venetian®

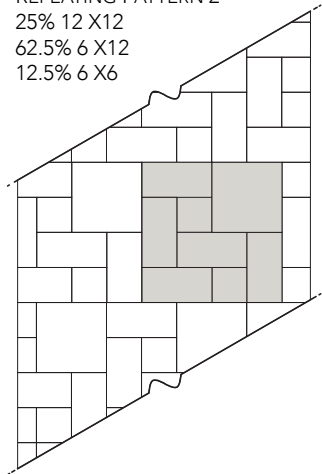
REPEATING PATTERN 1

33.3% 12 X12
33.3% 6 X12
25% 6 X9
8.3% 6 X6



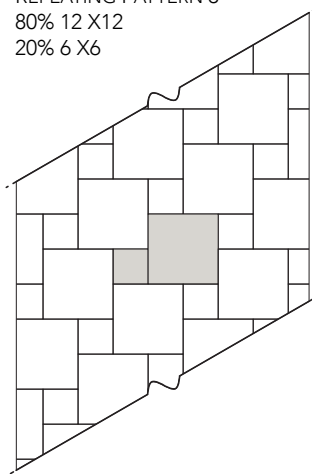
REPEATING PATTERN 2

25% 12 X12
62.5% 6 X12
12.5% 6 X6



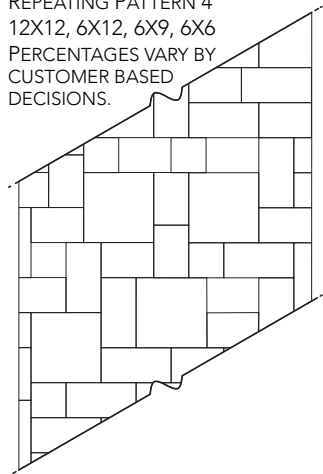
REPEATING PATTERN 3

80% 12 X12
20% 6 X6



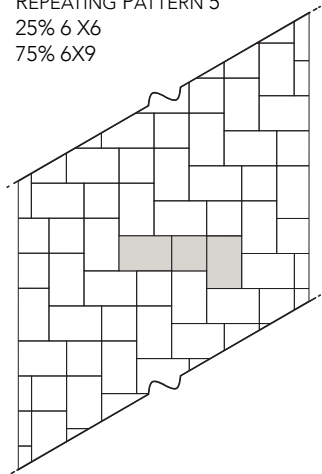
REPEATING PATTERN 4

12X12, 6X12, 6X9, 6X6
PERCENTAGES VARY BY
CUSTOMER BASED
DECISIONS.



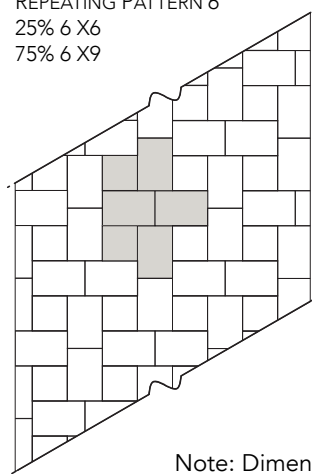
REPEATING PATTERN 5

25% 6 X6
75% 6X9



REPEATING PATTERN 6


25% 6 X6
75% 6 X9



Note: Dimensions are nominal.


PAVER PATTERNS

Grasstone™ II



Grasstone II

CityScape ADA

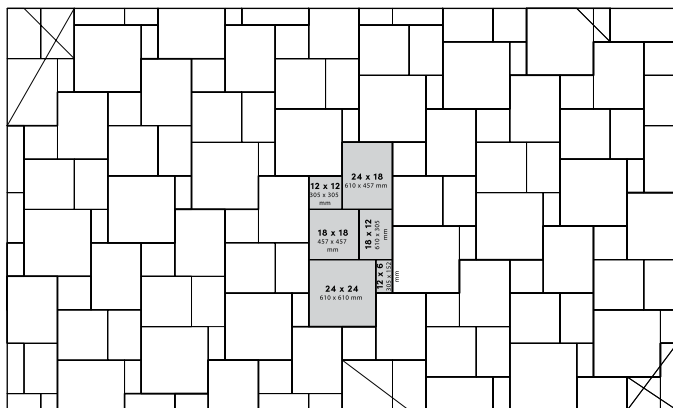


Herringbone

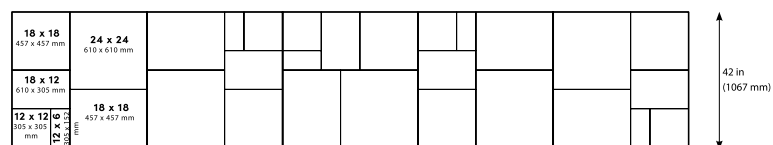
Parquet

Runner Bond

Dimensional Flagstone Patterns - Patio

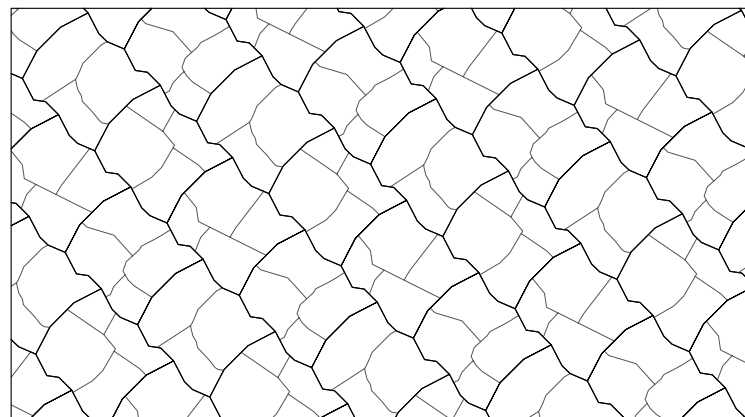


Dimensional Flagstone Patterns - Walkway



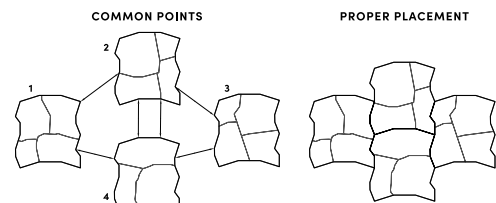
Rosetta Grand Flagstone Patterns - Patio

PATTERNS
PATIO



Rosetta Grand Flagstone Patterns - Walkway

INTERLOCKING LAYERS



Note: Outside dimensions of each layer are identical to all other layers, allowing any layer to be substituted anywhere in the pattern.

± 3/8 in (± 10 mm) joints (typical)

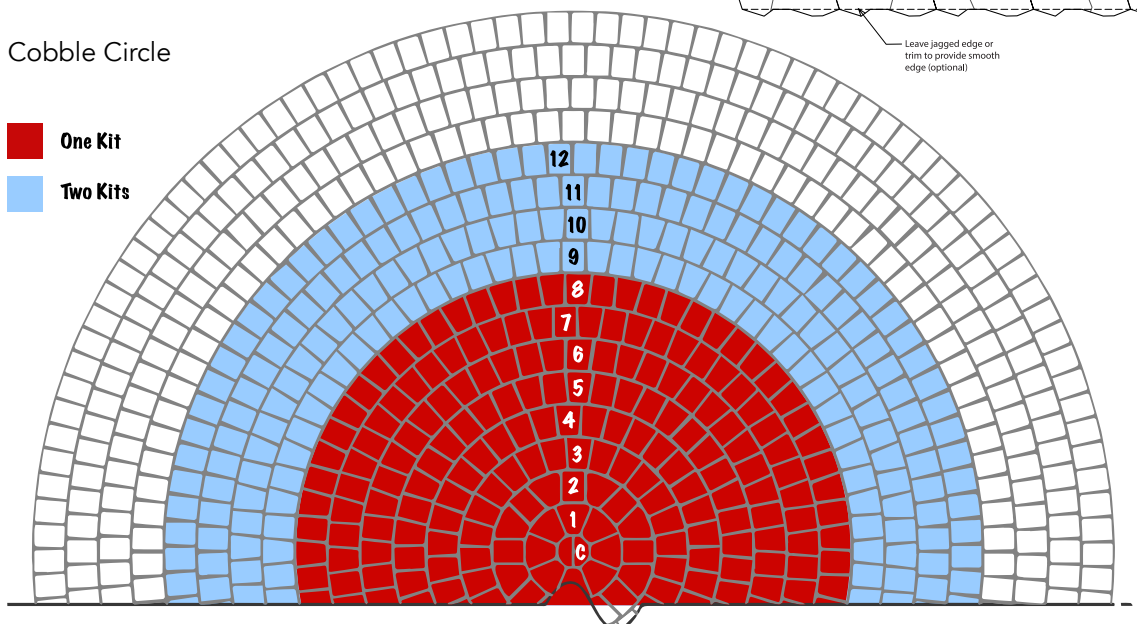
WALKWAY




Leave jagged edge or trim to provide smooth edge (optional)


Cobble Circle

- One Kit
- Two Kits











Product Warranty

LIMITED WARRANTY for the Homeowner Purchaser

Keystone Hardscapes, having its headquarters located at Five Concourse Parkway, Atlanta, GA 30328, warrants its products to be of merchantable quality if installed in accordance with applicable ICPI (www.icpi.org) or NCMA (www.ncma.org) standards. The product is not warranted as suitable for any use or purpose other than for residential application and the purpose for which the product is generally intended. This warranty does not cover standard manufacturing variations, color variations/matching or efflorescence. Keystone Hardscapes is not responsible for installation of the product or defective conditions caused by installation, abuse, impact, abrasion or alteration of the product, earth-shifts, excessive or unforeseen site conditions, acts of God or application of de-icing salt or other chemicals to the product. Liability under this warranty, if the product is found to be defective, is LIMITED to the replacement of the defective product, or at Keystone Hardscapes' option, the refund of the purchase price of the defective product. Keystone Hardscapes does not guarantee that the shape or color will be available in the future and will provide an alternate shape or color from its current product line as determined by Keystone Hardscapes at the time of an accepted warranty claim. **This warranty is valid for the lifetime of the product. This warranty is transferable. In the event of a claim under this warranty, notice must be given to Keystone Hardscapes, together with original proof of purchase, at its headquarters by sending a letter to: Keystone Hardscapes a/s Warranties, Five Concourse Parkway, Atlanta, GA 30328. THIS WARRANTY IS ISSUED AND ACCEPTED IN LIEU OF ANY AND ALL OTHER EXPRESS WARRANTIES AND EXPRESSLY EXCLUDES LIABILITY FOR LABOR, FREIGHT AND OTHER COSTS ASSOCIATED WITH REMOVAL AND REPLACEMENT OF THE DEFECTIVE PRODUCT AND FOR INDIRECT AND CONSEQUENTIAL DAMAGES.**



FOLLOW US



WHERE IMAGINATION AND POSSIBILITIES MEET.

Keystone Hardscapes pavers and retaining walls are the building blocks that turn your ideas into realities. Dreaming of extending your living space with a backyard gathering area to entertain family and friends? From distinctive driveways to luxurious outdoor living designs, Keystone Hardscapes can help bring your vision to life.

Keystone Hardscapes is built on a commitment to beauty, design versatility and function. Since the 1980s, our products have been installed in thousands of residential and commercial properties. Our innovative pavers, walls and outdoor living elements continue to be favorites of homeowners, contractors, designers and developers.

Locally made products, nationally trusted brand.

MANUFACTURED AT:

Keystone Hardscapes
Midwest Block and Brick
12901 St. Charles Rd.
Bridgeton, MO 63044
(314) 291-3200

QUIKRETE and its subsidiaries (collectively QUIKRETE) reserve the right to improve its products and make changes to its specification and design without notice. The information contained herein has been compiled by QUIKRETE and to the best of its knowledge, accurately represents Keystone Hardscapes products and how it may be used in the applications which are illustrated. Site conditions, including load pressures acting on the wall, soil types and drainage conditions, may vary. Final determination of the suitability of the product for the use contemplated and the manner of product use are the sole responsibility of the user. Good construction practices and local building codes require the use of an engineered design when constructing retaining walls or freestanding walls in many conditions. Structural design and analysis should be provided by a qualified engineer.

©2024 The QUIKRETE Companies - Patents Pending. • KHS - 01/2024

keystonehardscapes.com